

ALL in ONE

ACTIVITY BOOK

MAZES

CROSS WORDS

DOTS

DRAWING COMPLETION

COLOURING

DRAWING

PUZZLES

JUMBLES

WORD - MATCHING

NUMBERS

WORD-COMPLETION

COUNTING

FOREWORD

Children are the future hope of mankind. Therefore a greater care should be taken in educating them. They are like blank sheets as well as soft clay. As we write on that blank sheet accordingly their consciousness will develop, and development of their consciousness is the most important factor of moulding them....

Therefore the parents, teachers and the Leaders of the Society have a very important responsibility to revive the children's dormant spiritual consciousness. In His early youth, Sri Chaitanya Mahaprabhu taught grammar using Krishna's name as the theme. Later on Srila Jiva Goswami compiled those teachings of the Lord as the "HARINAMAMRITA VYAKARANAM". SRILA PRABHUPADA ALSO INSTRUCTED HIS DISCIPLES TO WRITE KRISHNA CONSCIOUS TEXT-BOOKS.


H.H. BHAKTIC HARU SWAMI

TAIL PIECE : Here the learning is made easy with spiritual base which will definitely benefit the child to understand our lost-*Vedic culture* which was meant for better human civilisation & prosperity without which the whole human society goes to 'dogs'. That we are seeing it already, how the human values and relationships are morally degrading, where in the people in general are becoming more & more demoniac with' so many destructive devices.

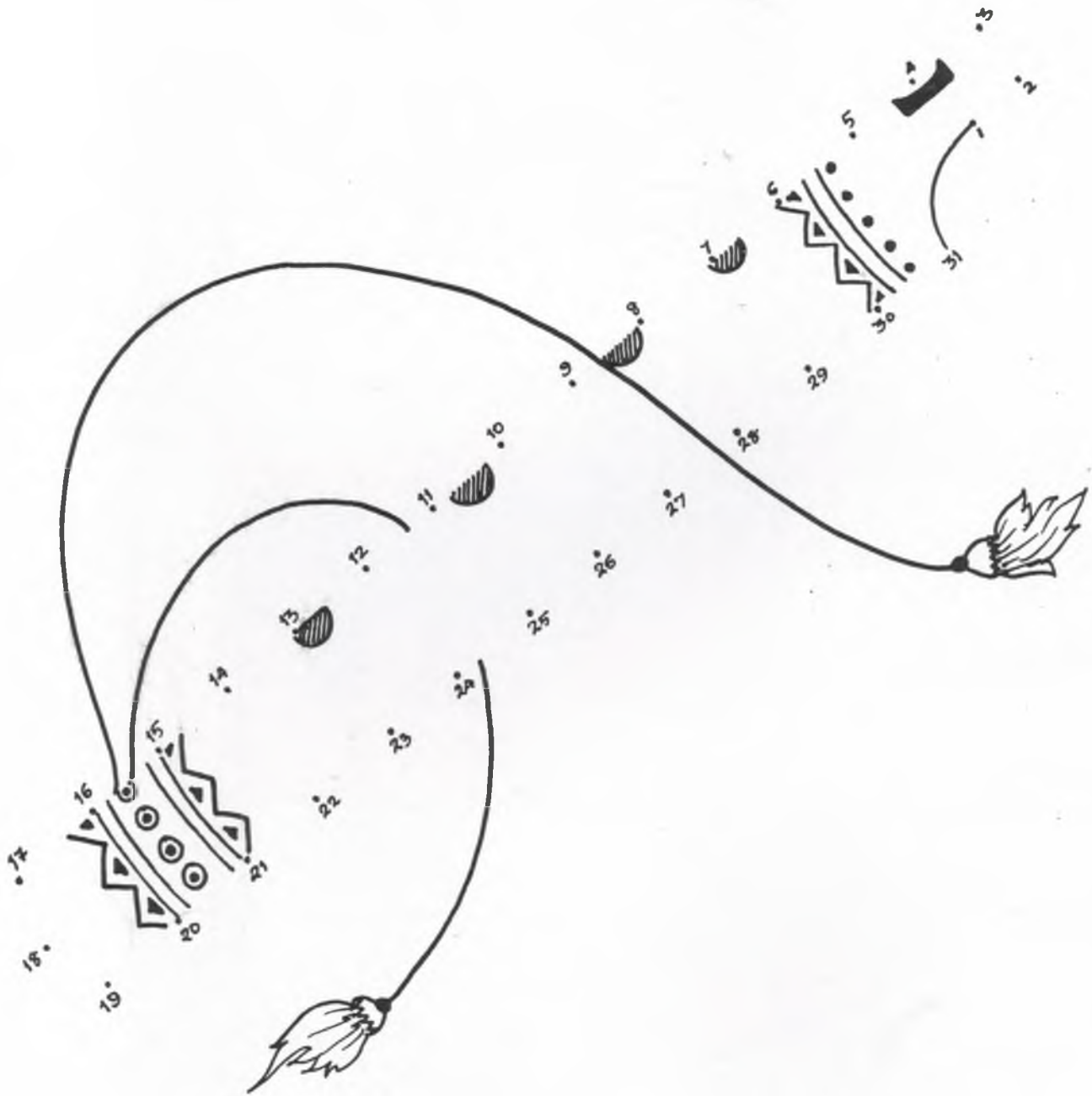
The future hope is only *Vedic culture* and *Vedic Arts* is striving to help the children of the world to have better society in future.

VEDIC ARTS

1) Colour the dotted area and find out the hidden words.




2) Join the dots in serial order and give different names of the instruments.




3) Colour Krishna's Butter pot as per your choice.




- 4) Colour the picture of *Anantha* (Snake) as suggested below.
O = Orange, B = Brown, Y = Yellow, G = Green



5) Help the monkey to reach Krishna's Butter pot
(Show the track with pencil)




6) Colour the shield with different colours.




7) Colour the picture as indicated -

(1) Red (2) Blue (3) Orange (4) Yellow (5) Violet (6) Green (7) Pink



8) Show the kid the way to the temple.




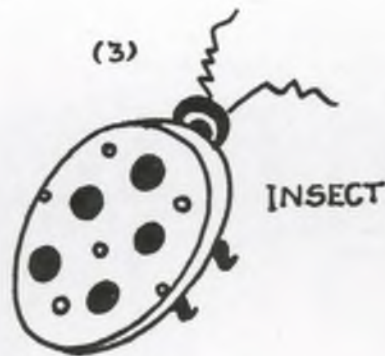

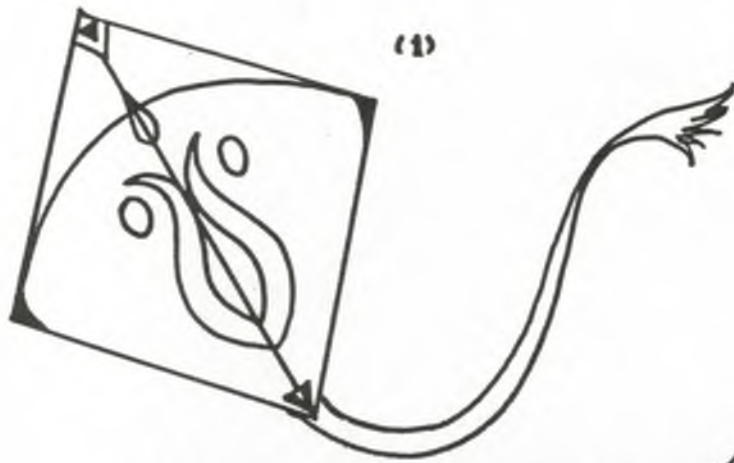
9) Colour the picture suitably



10) Colour the offering Basket for Krishna

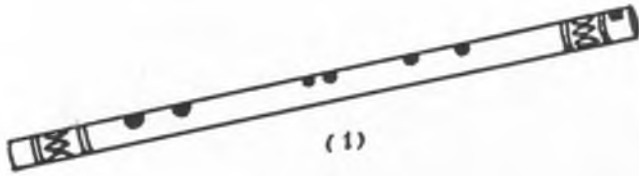


11) Write in a serial order the first letter of each picture in the boxes below to find the name of the Lord.



		I				
1	2	3	4	5	6	7

12) Circle the objects whose names begin with the letter - 'F' and colour all the pictures.



(1)



(2)



(3)



(4)



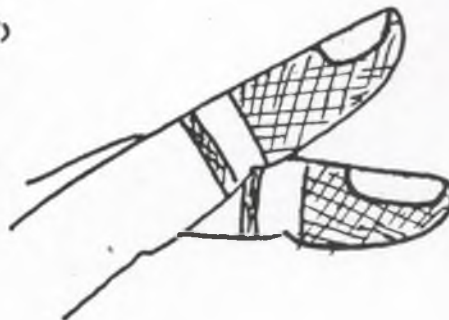
(5)



(6)



(7)



(8)




(9)

13) Find out which of the three yogis go to Krishna Loka



Bhakti Yogi



Karma Yogi



Jnana Yogi

14) Tick off (✓) the objects whose names begin with letter - 'K' and colour the pictures.



15) Match the words with the pictures by connecting lines and colour the pictures.

CONCH

LOTUS

DISC

CLUB


BOW

ARROW

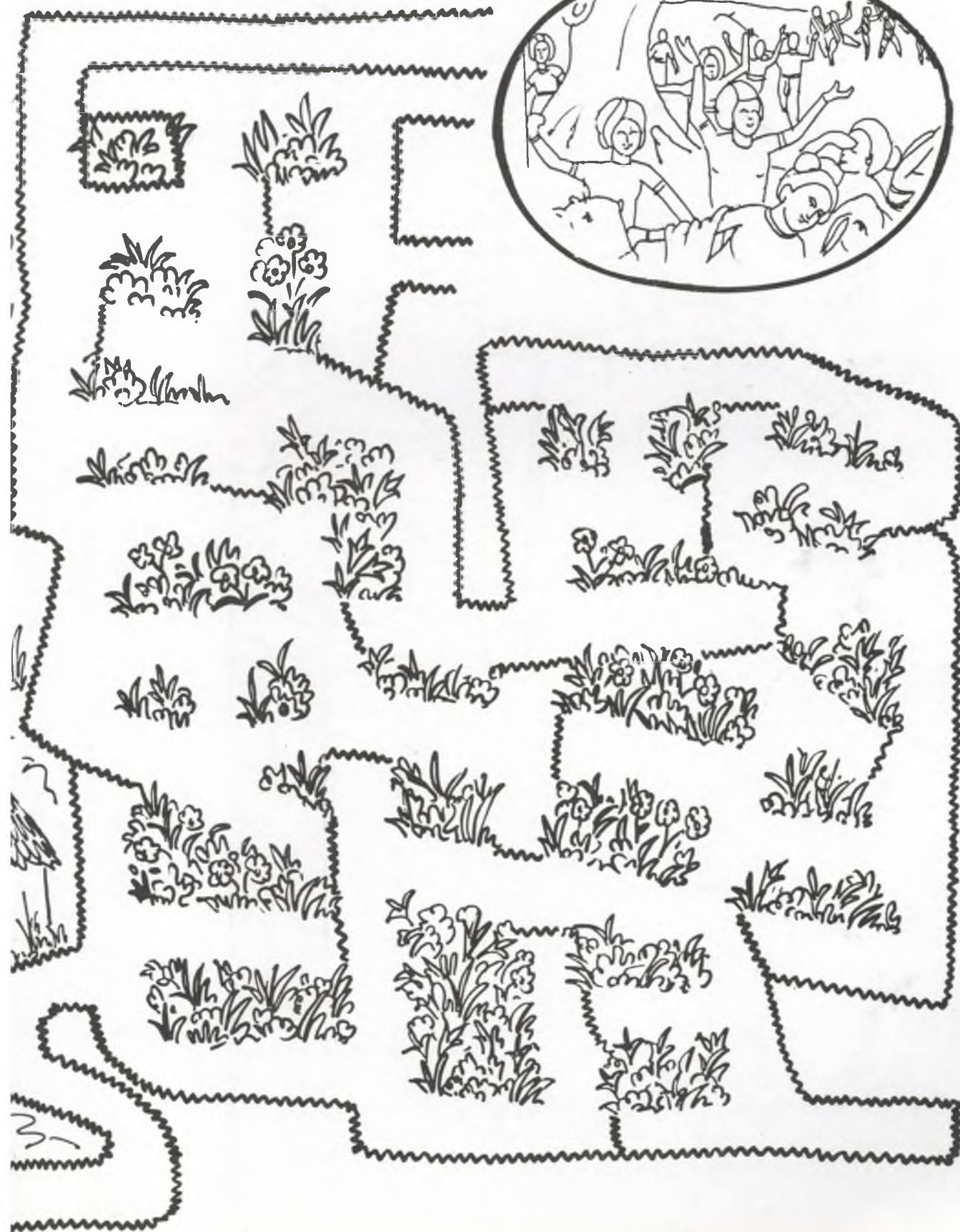
SWORD

SHIELD






17) The kids want to go for a swim in the Ganges. Help them reach the river (Make sure they don't drown) Then colour the scene on the opposite page.



18) Join the dots and colour the completed picture of Nrisimha.



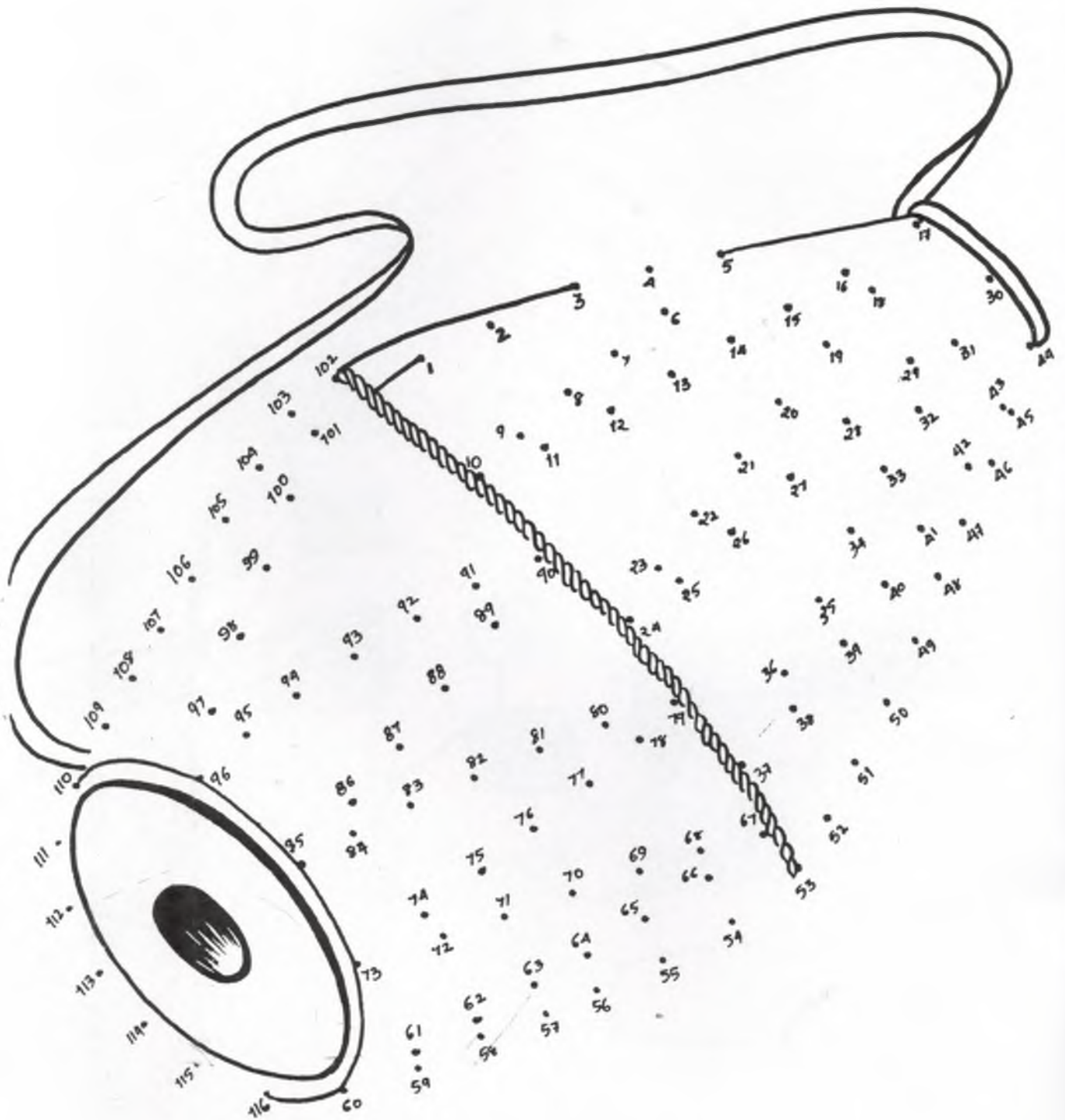
19) Tick which Gopi will reach Krishna first to taste the nectar of His association.



Chandravali

Radharani


20) Join the dots and colour the picture.



21) Which Flower-arrow shoots Krishna's flute accurately and Match the rest to the target.



22) Solve the cross-word puzzle looking at the pictures.



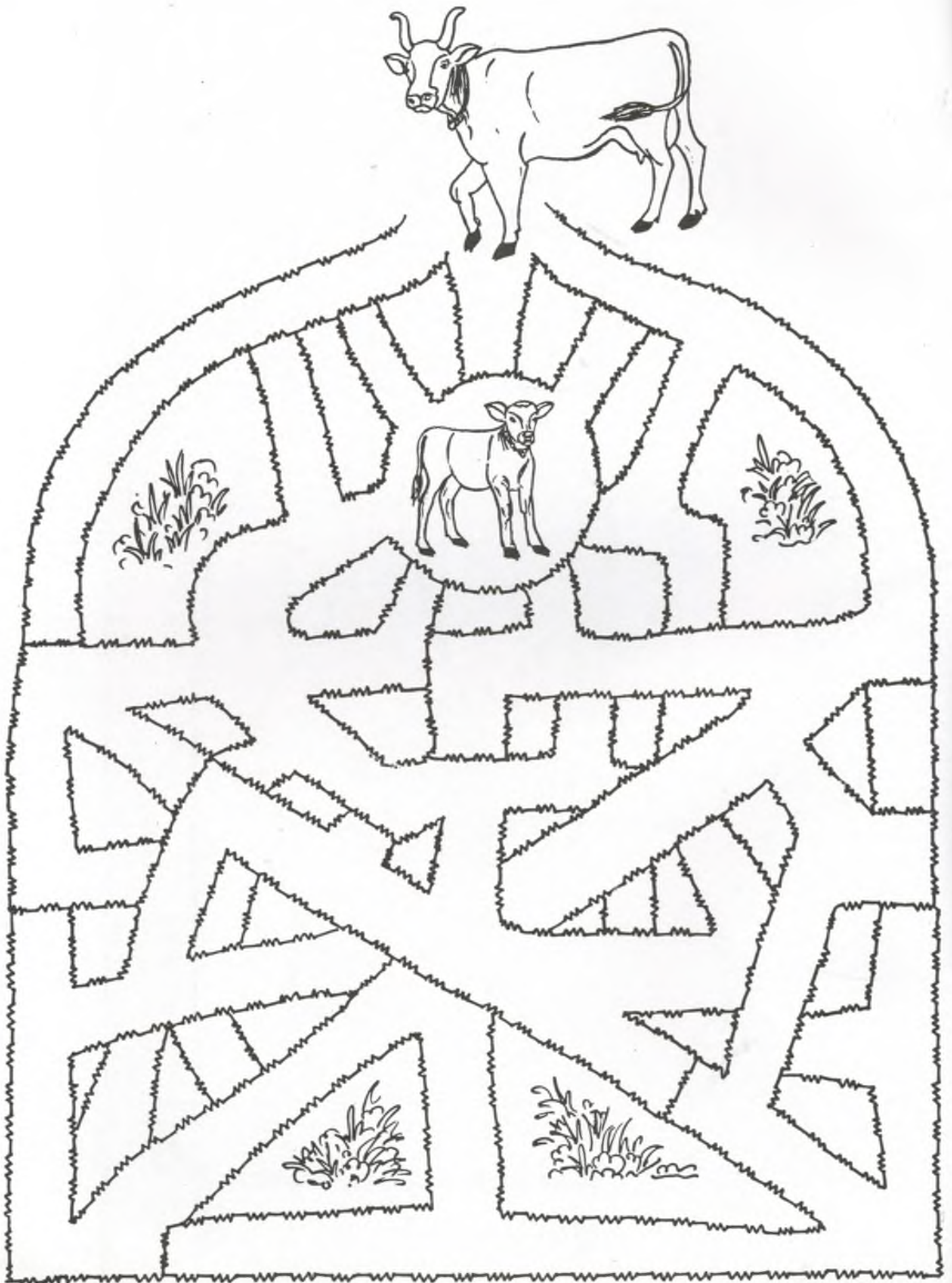
23) See the pictures and name them in vertical columns. Then colour the pictures.

1 2 3 4 5 6


B	B	B	B	B	B

The illustrations are arranged as follows: the bird in a dress is on the left; the basket of flowers is in the center; the potato is on the right; the bell ornament is at the bottom left; the shoulder bag is at the bottom center; and the table is at the bottom right.


24) Help the calf to come out of the fence and reach its Mother-Cow.



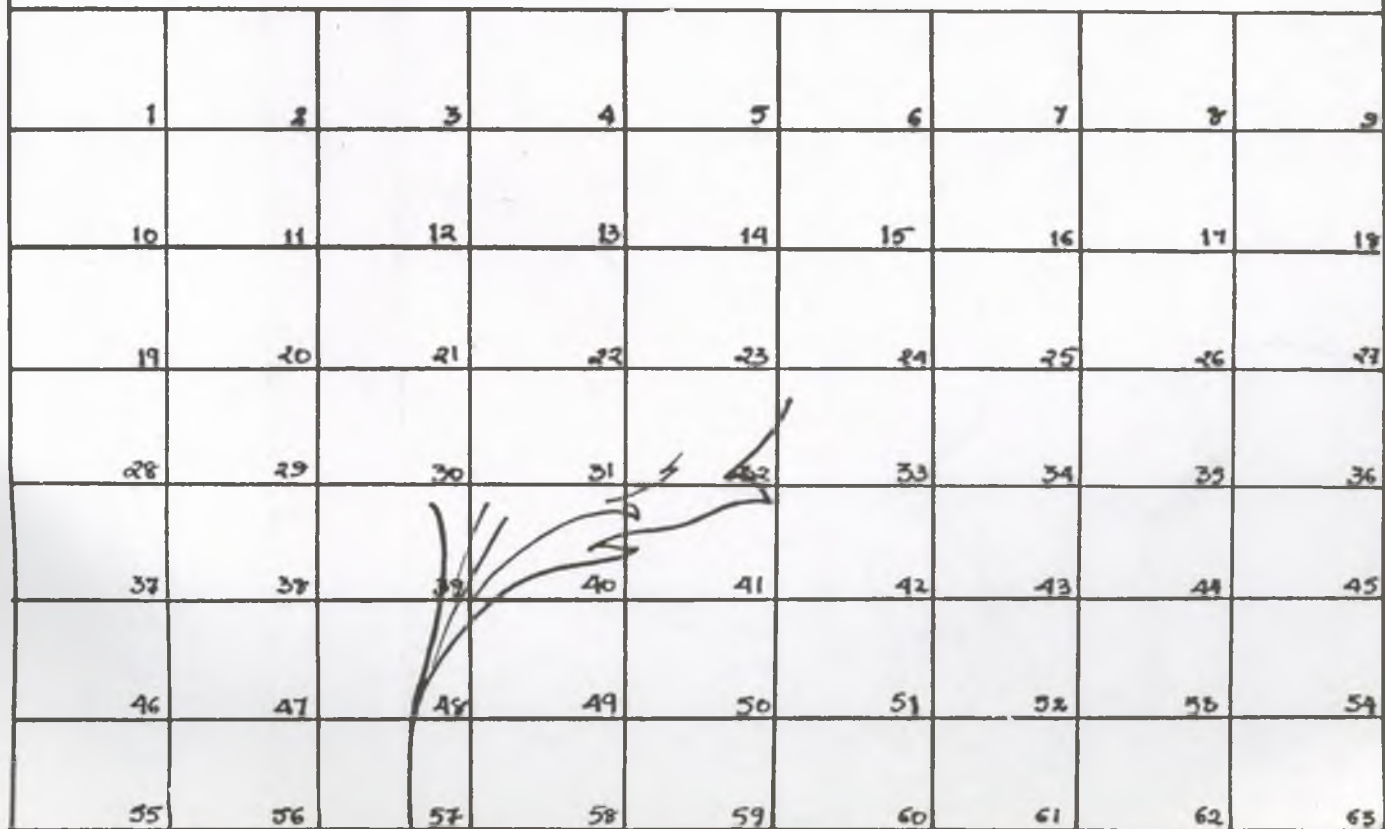

25) Complete the cross word by writing the names of krishna given below on the leaves.



26) Write the missing numbers in the *Japamala*.




27) Draw the picture in the boxes below and colour both the pictures in different colour schemes.



28) Complete the right-side of the picture of Lord Jagannath and colour it appropriately.



29) Help the little kid to count the number of each variety of fruits the seller has and write the number in the circles.



30) Will you guide the New Bhakta to reach his Guru?



31) Find out the ten incarnations of Lord Vishnu and round them. (Horizontally, Vertically and diagonally).

B	N	R	I	S	I	M	H	A	M
P	U	R	V	A	M	A	N	A	Z
M	S	D	N	K	K	U	R	M	A
A	J	Y	H	O	T	U	D	A	F
Y	V	A	R	A	H	A	N	T	E
A	B	V	U	S	K	R	V	S	I
N	C	B	A	H	M	A	X	Y	W
A	F	R	Q	L	K	M	H	A	Q
T	A	N	G	O	K	A	L	K	I
P	S	T	K	R	I	S	H	N	A

32) Write correctly the words of Mahamantra by re-arranging the jumbled letters in each petal.

(Mahamantra :- Hare Krishna Hare Krishna Krishna Krishna Hare Hare
Hare Rama Hare Rama Rama Rama Hare Hare)



This copy of :

All in one ACTIVITY Book

belongs to

Class Roll No.

School

.....

Artist & Visualiser : Syamasundera Das, MA (Fine Arts)

Technical Advisor : Lakshmi Syamasunder. Drawings : Usha Kiranmai