


5 How Krishna got the name Damodara



Nalakuvara and Manigriva were the sons of Kuvera, who is the demigod in charge of wealth. These young boys were proud of their riches and had picked up many bad habits. One day Nalakuvara and Manigriva were drunk, playing with their girlfriends in the waters of the Ganges. The great sage Narada Muni came there. But the boys continued enjoying themselves and did not offer any respects to him.

Narada Muni was shocked to see this bad behaviour. He knew it was his duty to teach them a lesson. Therefore he cursed them. "May you both become trees for one hundred heavenly years. After that you will see Lord Krishna face to face. At that time He will shower His mercy on you."

Nalakuvara and Manigriva turned into twin Arjuna trees. Thousands of years passed by....

One day mother Yashoda was churning butter. While she churned butter she sang songs about the childhood pastimes of baby Krishna. As she churned her bangles and earrings made a sweet tinkling sound. Soon baby Krishna came there. He climbed onto mother Yashoda's lap because He wanted to drink milk. Mother Yashoda started feeding Him lovingly. Suddenly she saw that the milk on the stove was boiling over. She quickly put down Krishna and ran to take care of the overflowing milk.



Baby Krishna was very angry. He took a piece of stone and broke the yogurt pot. He started eating the butter and sharing it with His monkey friends.

When mother Yashoda came there Krishna ran away in fear. Mother Yashoda chased Him all around the house and finally caught Him. She decided to teach

Him a lesson. Mother Yashoda collected lots of rope in order to bind Krishna to a wooden mortar.

Krishna is the Supreme Personality of Godhead. He sometimes performs wonderful pastimes. At first mother Yashoda could not bind Him. Later Krishna allowed her to easily bind Him. After binding baby Krishna to the mortar, Mother Yashoda went to complete her household duties.

Baby Krishna dragged the wooden mortar between the two Arjuna trees standing in the courtyard. The mortar got stuck between the two trees. Krishna pulled the mortar with great force and the trees fell down with a loud crash.

As the two trees fell down, Nalakuvara and Manigriva appeared there. They bowed down in front of Krishna and offered wonderful prayers to Him for saving them. They realized that the curse had helped them become humble and good devotees. After receiving Krishna's blessings they happily returned to their heavenly abode.





Activity Time

Discussion:

'Dam' means rope and 'odar' means stomach. Therefore Damodara means one whose stomach is bound by a rope. Krishna has many names depending on His form, qualities and pastimes. Write down more names of Krishna with their meanings.

A large rectangular box with decorative corner ornaments, intended for writing the names and meanings of Krishna.

In the Shrimad Bhagavatam there are many pastimes of Krishna, the Supreme Personality of Godhead, and His devotees. Hearing and reading these stories makes us know and love Krishna better.

Read this



My mother always makes me finish my homework before I go to play. I don't like it



I have always made the best dresses for myself. I have saved money to buy some silk. Now I am making a dress for Krishna.



I was angry when my teacher punished me. But now I know it was for my own good.



Why does my father always want me to bow down to saintly people?



Does this behaviour remind you of Nalakuvara and Manigriva?

Elderly people make rules and regulations to guide us .

Sometimes they show their anger because they care for us and want to help us.

The Lord has given us wealth in the form of our body, talents, money and even time.

We should use everything to serve and please the Lord.

In the story Nalakuvara and Manigriva disrespected Narada muni
We come across many saintly people in our lives. We must be very careful to offer proper respect to them. They are very special because they are dear to the Lord.

What message have they come to give us ?

How can we show our respect for them ?



Some words of this poem have slipped to the bottom of the page.
Can you pick them up and put them in the right places ?

Butter Thief

Yashoda and Rohini dress their boys with great care,
Krishna has a peacock feather in His curly
Kanha's garments are of a yellow hue,
Dauji's clothes are a bright

Shining jewels and sandalwood paste
Little silver bells on ankles and
Their mothers are happy to see Them crawl
These naughty babies give joy to

On hands and knees They move around
Ankle bells ringing with a sweet
Holding a calf's tail They are dragged everywhere
Seeing the fun, the gopis gather

The cows give milk so creamy and sweet
The gopis make butter that's delicious to
Singing songs they churn the milk merrily
Storing the soft white butter

hair waist sound fun
blue all there eat



Once the brothers learn to walk and run
They start having even more
Krishna and Balarama, naughty little butter thieves
Quietly enter the houses of the

They eat as much as they possibly can
Sharing the rest with the monkey
When the pots are high... oh! They have many tricks
Breaking the pots with stones and

If the jars are hidden and can't be found
They trouble the babies and litter the
"We must go and complain," the gopis say
but seeing Gopal's face their anger melts

Krishna looks scared and pretends to cry
"Oh we love Him so much" the gopis
"You know we make butter everyday
Just so that Krishna can steal it"

carefully

away

gopis

ground

clan

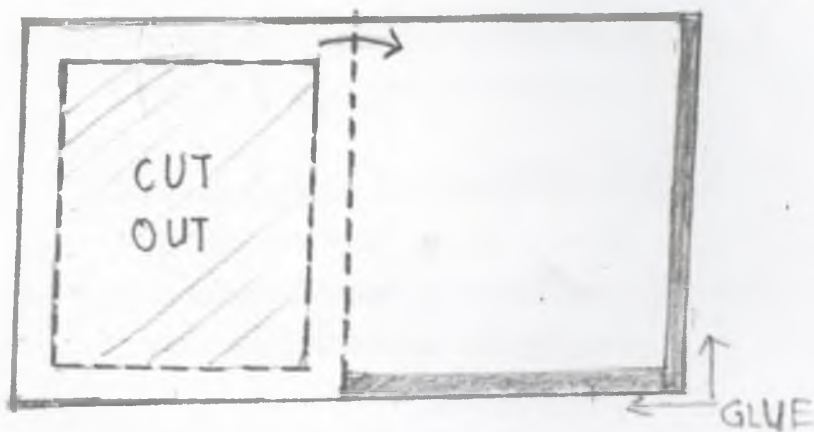
sigh

sticks


away



Photo Frame



- Take a sheet of paper 12" x 8"
- Draw a line in the middle of the page as shown in the diagram.
- Now cut out a rectangle keeping a margin of about 2" on all sides as shown in the diagram.
- Fold the cardboard and glue the sides together leaving the top open.
- Take the picture of DAMODARA from the coloured page. Stick it on thin card paper.
- Decorate the frame with cut outs of lamps or any other design.
- Slip the picture into the frame.
- Your photo frame is ready.
- You can offer a lamp to Damodara during the month of Kartik.



Memory Game

By now all of you know many names of Krishna.

Sit in a circle.

The child who begins the game says one name of Krishna
like Damodara.

The second child says Damodara and then adds another name
like Madhava.

The third child says Damodara, Madhava and adds another like
Shyamsunder.

In this way the game goes on as more
and more names are added to the list.

This game is fun to play and also helps us remember Krishna.
You could start another round of this game with Krishna's pastimes



Damodara..



Damodara
Madhava..