

Notes on topics in the list. Numbers do not correspond to Nos on list.

JNANA-VIJNANA TOPICS FOR 5-6 YEAR OLDS

1. What is ISKCON?
2. Who is the Guru, etc?
- ✓ 3. Importance of the morning program.


} Helpful notes found in Bhurijan's details of his outline

For this one I go through the children's day in devotional service explaining in as much detail as possible why each activity is so important, so auspicious, so beneficial, so joyful and how LUCKY they are, how PRIVILEGED to be able to perform them. For example, describe how the Lord is a person who is woken up by His servant, offered water and other things to wash His mouth out, offered delicious sweets, etc. Then still in His pajamas, He allows us to come and sing for Him -- the King of all the three worlds -- what an honor!

Or, the Lord promises that He will send a Vaikuntha airplane at the end of the life of anyone who carefully marks the body with tilak every day.

Or, Page 15 of Vaisnava song book (blue one), Srila Visvanatha Cakravarti Thakur says that "One who, with great care and attention, loudly recites this beautiful prayer (sam-sara-davan, etc.) to the spiritual master during the brahma-muhurta obtains direct service to Krsna, the Lord of Vrndavan, at the time of his death.

The children also very, very much like to hear that the Srimad Bhagavatam says that there is a mountain of dirt (Canto 2) on our hearts and each of these activities takes away some of that dirt. When all the dirt is gone we can go back to Godhead. We must try to get all the dirt off before the end of this lifetime. Draw a picture of a heart on the board, and show how the dirt is gradually erased with each spiritual activity.



Erase mountain bit by bit

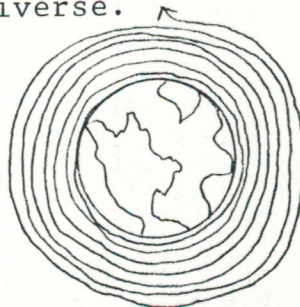
There is a story about how Tulasi took the form of a plant. There is a tape as it is told by Srila Acaryapada.

If you have that movie of Srila Prabhupada at 26 Second Ave. teaching the devotees to dance (or maybe it's Prabhupada at the airport), you can show it with this class. See also Bhurijan's notes (No. 7) on dancing.

JNANA-VIJNANA (cont'd)

4. Make and use as many charts, pictures, slides and videos as possible to describe each ISKCON project. The story of how book distribution began, the first Rathayatra, the beginning of the Mayapur, Vrndavan and Bombay projects are all the Srila Prabhupada-Lilamrta.
5. At the end of the story where the Kumaras are cursed by Jaya and Vijaya, Lord Visnu explains how one should react when dealt with harshly by a brahmana.
6. Also see Bhurijan's notes on Disciplic Succession (No. 21)
7. You can read stories of each incarnation and let children act it out as you read. You tell them what to say and they repeat. They usually enjoy that. You can also show the video puppet show of Nrsimhadeva.
8. Every sound we make travels around the earth 7 times and either purifies or pollutes everything. Then it goes up to the top of the universe. Contaminated sound vibrations, especially lies, go up to the top of the universe until it becomes saturated then such contamination falls back on the earth as war, pestilence, famine, plagues, etc. Draw a picture of earth on the board and show where the classroom is. Then draw the sound vibrations circling the earth 7 times and going up to the top of the universe.

classroom



9. One can more easily tolerate the hot sun on his head at the beach than he can tolerate the hot sand beneath his feet. Similarly, Krsna can more easily tolerate offenses to Himself than offenses to the devotees who take shelter at His lotus feet.
 - Story of Daksa's offenses to Lord Siva
 - Story of what happened to Dhruva's stepmother and brother for offending him
 - Story of Durvasa Muni, chased by Sudarsana disc after offending Maharaja Ambarisa
 - Talk about the importance of offering obeisances and asking to be forgiven (See Canto 1:19:11, purport)

JNANA-VIJNANA (cont'd)

10. Show charts of the parts of the Universal Form to children and have them repeat what part of Krsna's body it represents. Note: if you ever drive through a mountain that has been cut for a highway, the rocks are stacked up inside the mountain like stacks of bones.
11. Use the pictures from Life magazine or any other book along with the reading from S.B. 3:4 about movement of the living entity in the womb. Children are fascinated by this lesson on birth. A lot of preaching can be done about the necessity to become fully Krsna conscious so we don't have to suffer like this again.

It is surprising how vague death is for young children. Describe that at the time of death, the body becomes blazing hot, then icy cold, and feels like 10,000 scorpions biting all at once. Find good pictures of old age and disease to use in this class.


12. Nature Study:

You can have the children draw pictures of each thing they learn -- an island, a lake, etc. They should color them nicely and that can form their own first geography book.

Read about nature from Ranger Rick, or Lady Bird books, or any book you find that presents the information simply. You could have a guest speaker come in to talk about one of these topics and bring samples, i.e., the devotees who take care of bees could come in and talk about it. I had a devotee bring in garden snakes in a bucket and talk about them. Always discuss what kind of desires a living entity must have had to get such a body. Discuss the fact that there is a spirit soul and Supersoul in each of these bodies and discuss how full of fear animal life is. Children could draw pictures of all the animals and insects they learn about with an insert of a heart containing a soul and Paramatma.

Milking a cow is a good topic also. I just never got around to it. For animals and their young, a book of pictures is helpful if you can find one. Teach duck-duckling, cow-calf, etc.

Children can draw a picture of what happens. For example:



OPPOSITES

fat
tall
big
sweet
happy
kind
good
rich
sick
strong

thin
short
little
sour
sad
cruel, mean
bad
poor
well
weak

hot
full
bright
darkness
old
material
sharp
fast
beautiful

cold
empty
dull
light
young
spiritual
dull
slow
ugly

Opposite means two things that are so different that they usually can't describe the same thing at the same time.

Also talk about opposite in positions, e.g. the floor is opposite the ceiling. The felt board is opposite the notice board, the blackboard is opposite the window.