

VAISNAVA ACADEMY BALTIMORE

Extra Material
Lesson Plan: Oceans

Materials: Globe, Lilamrta, Vol. 2 (ref.), picture of Dr. Frog (from BTG), blackboard, blue chalk, crayons, paper

Objectives:

Children should:

- Understand water is shown as blue on globe
- See that water covers most of earth's surface
- Be familiar with the names of earth's oceans
- Have some concept of the vastness and depth of the ocean
- Know there are different types of oceans of different planets
- Know the earth's oceans are salty
- Be able to name some living entities that live in the ocean
- Understand that waves are caused by wind
- Understand that tides are caused by the moon
- Appreciate the difficulty of Srila Prabhupada's voyage across the ocean

Introduction: GLOBE STUDY
Show the children the globe

Discuss:

- What is this?
- What do we use it for?
- What are the blue areas?
- What are the colored areas?
- Which area is biggest?

The largest bodies of water are called oceans. There are 7 oceans on this planet. Say names of oceans and have children repeat each one as you point to it.

The ocean is very big

How many know the story of Dr. Frog? (Show picture.) Would you like to hear it now?

Briefly tell story which shows the ocean is so big that Dr. Frog couldn't imagine it. Has anyone here ever seen the ocean? Can you tell us how big it is? (A few responses can be heard)

Types of oceans

There are different types of oceans on different planets. Name some examples:

- milk, ghee, liquor, sugarcane juice, yogurt, drinking water, salt water

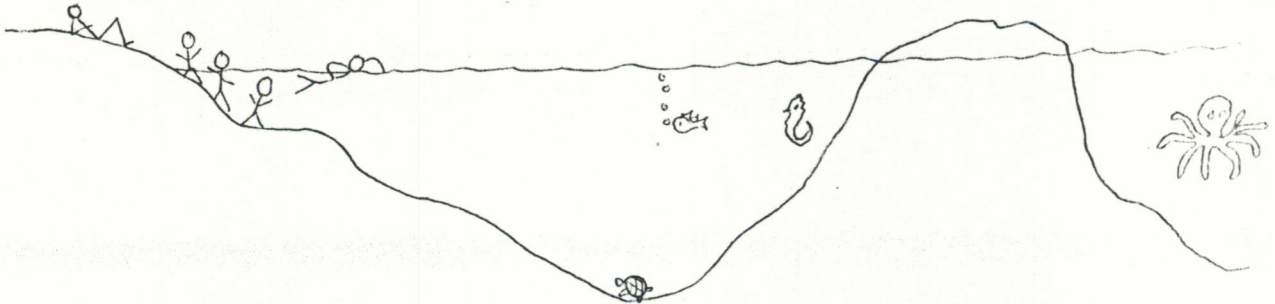
What is the ocean on this planet made of?

The ocean is deep

If you stood at the shore and walked out into the ocean, the water would get deeper and deeper. Up to your ankles, knees, neck, over your head. . . deeper and deeper, until it is many miles from the ocean floor to the surface.

Oceans cont'd

As you describe this, draw a diagram similar to this one using most of the board space. Use a blue piece of chalk to show the water's surface.



The bottom of the ocean is not just flat. In some places there are mountains and volcanoes under the surface. When they reach above the water, they are called islands.

Many living entities live under the water of the ocean

Children may help you name some as you draw them on the board under the water.

e.g.	fish	dolphin
	octopus	shark
	whale	turtle
	seahorse	stingray

Sometimes when we're walking along the beach, we see their bodies washed on shore by the waves.

conchshells	clams
starfish	jellyfish
coral	oysters

The ocean is always moving

Waves are formed by winds blowing over the ocean. The water goes up and down in ripples that sometimes crash against the shore or rock boats at sea.

Tides are caused by the moon pulling on the water on earth. The tide means the water level gets higher or lower at different times of day. At high tide, the water level rises. The water comes up high on the shore. At low tide the water level is low. You can find shells and other things that have been washed onto the beach.

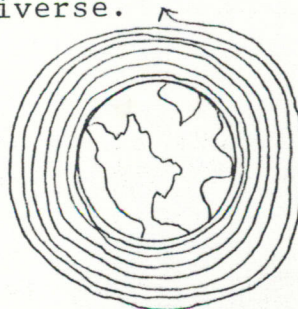
Conclusion

Srila Prabhupada was the first pure devotee to travel across the ocean and spread Krsna consciousness all over the world. Before he traveled across the ocean, only people in India were devotees of Krsna. He came in a boat called the Jaladuta. It took him 35 days to come from Calcutta to Boston (show his route on the globe; refer to Planting the Seed) While crossing the Atlantic Ocean, for over 2 weeks, he could not see land, but only water all around. Waves tossed the ship and the constant rocking made him seasick and dizzy.

JNANA-VIJNANA (cont'd)

4. Make and use as many charts, pictures, slides and videos as possible to describe each ISKCON project. The story of how book distribution began, the first Rathayatra, the beginning of the Mayapur, Vrndavan and Bombay projects are all the Srila Prabhupada-Lilamrta.
5. At the end of the story where the Kumaras are cursed by Jaya and Vijaya, Lord Visnu explains how one should react when dealt with harshly by a brahmana.
6. Also see Bhurijan's notes on Disciplic Succession (No. 21)
7. You can read stories of each incarnation and let children act it out as you read. You tell them what to say and they repeat. They usually enjoy that. You can also show the video puppet show of Nrsimhadeva.
8. Every sound we make travels around the earth 7 times and either purifies or pollutes everything. Then it goes up to the top of the universe. Contaminated sound vibrations, especially lies, go up to the top of the universe until it becomes saturated then such contamination falls back on the earth as war, pestilence, famine, plagues, etc. Draw a picture of earth on the board and show where the classroom is. Then draw the sound vibrations circling the earth 7 times and going up to the top of the universe.

classroom



9. One can more easily tolerate the hot sun on his head at the beach than he can tolerate the hot sand beneath his feet. Similarly, Krsna can more easily tolerate offenses to Himself than offenses to the devotees who take shelter at His lotus feet.
 - Story of Daksa's offenses to Lord Siva
 - Story of what happened to Dhruva's stepmother and brother for offending him
 - Story of Durvasa Muni, chased by Sudarsana disc after offending Maharaja Ambarisa
 - Talk about the importance of offering obeisances and asking to be forgiven (See Canto 1:19:11, purport)

JNANA-VIJNANA (cont'd)

10. Show charts of the parts of the Universal Form to children and have them repeat what part of Krsna's body it represents. Note: if you ever drive through a mountain that has been cut for a highway, the rocks are stacked up inside the mountain like stacks of bones.
11. Use the pictures from Life magazine or any other book along with the reading from S.B. 3:4 about movement of the living entity in the womb. Children are fascinated by this lesson on birth. A lot of preaching can be done about the necessity to become fully Krsna conscious so we don't have to suffer like this again.


It is surprising how vague death is for young children. Describe that at the time of death, the body becomes blazing hot, then icy cold, and feels like 10,000 scorpions biting all at once. Find good pictures of old age and disease to use in this class.

12. Nature Study:
You can have the children draw pictures of each thing they learn -- an island, a lake, etc. They should color them nicely and that can form their own first geography book.

Read about nature from Ranger Rick, or Lady Bird books, or any book you find that presents the information simply. You could have a guest speaker come in to talk about one of these topics and bring samples, i.e., the devotees who take care of bees could come in and talk about it. I had a devotee bring in garden snakes in a bucket and talk about them. Always discuss what kind of desires a living entity must have had to get such a body. Discuss the fact that there is a spirit soul and Supersoul in each of these bodies and discuss how full of fear animal life is. Children could draw pictures of all the animals and insects they learn about with an insert of a heart containing a soul and Paramatma.

Milking a cow is a good topic also. I just never got around to it. For animals and their young, a book of pictures is helpful if you can find one. Teach duck-duckling, cow-calf, etc.

Children can draw a picture of what happens. For example:



OPPOSITES

fat	thin	hot	cold
tall	short	full	empty
big	little	bright	dull
sweet	sour	darkness	light
happy	sad	old	young
kind	cruel, mean	material	spiritual
good	bad	sharp	dull
rich	poor	fast	slow
sick	well	beautiful	ugly
strong	weak		

Opposite means two things that are so different that they usually can't describe the same thing at the same time.

Also talk about opposite in positions, e.g. the floor is opposite the ceiling. The felt board is opposite the notice board, the blackboard is opposite the window.