

On the following pages you will find a sample registration form, parent mail-out or newsletter article, attendance sheet and Achievement Award Chart. These handy forms can be used as is or adjusted to suit the needs of your local program.

HARE KRISHNA SUNDAY SCHOOL
International Society for Krishna Consciousness
Founder-acharya: His Divine Grace A. C. Bhaktivedanta Swami Prabhupada

Annual Registration Form

(Fill out one form per child)

Child's Name _____

Age _____ Birthday _____

Father's Name _____

Mother's Name _____

Address _____

_____ Zip code _____

Telephone Number _____ (Home)

_____ (Work)

Does your child have any hobbies or special interests?

Does your child have any special medical needs we should be aware of?

Registration fee (\$65 per year or \$15 per two-month session):

☐ \$50 (Entire Year)

☐ \$15 (Session One)

☐ \$15 (Session Two)

☐ \$15 (Session Three)

☐ \$15 (Session Four)

☐ \$15 (Session Five)

Dear Parents,

Would you like to have your children learn the Vedic culture in a fun-filled, hands-on atmosphere? If yes, then bring them to the Hare Krishna Sunday School. The Hare Krishna Temple of Alachua is now offering Sunday classes for children ages 3 through 14. Lessons are based on the Bhagavad Gita, Upanishads, Srimad Bhagavatam and other Vedic literatures. The Sunday School program is designed to give the children a rich experience of our great culture and inculcate in them a respect and pride for our Vedic heritage.

When do classes begin?

Sunday, September 14

What time?

Classes will be held from 5 p.m. to 6 p.m.

Where?

In the gurukula building.

What classes are taught?

Children will learn a variety of spiritual topics, including “Devotional Practices,” “What Makes Someone Bhagavan?” “The Material World and the Spiritual Sky,” “Who Am I?” “Bhagavad Gita,” “Vaishnava Behavior,” and “Animals in the Vedas,” to name a few.






How do we sign up?

Fill out the enclosed registration form and mail it in or register on Sundays from August 15 to September 7 at the Sunday School table outside the temple.

Registration Information

- One Sunday School session lasts 2 months. There are 5 sessions per year.
- Registration fees are \$15 per child per session, \$10 for the second+ child.
- No new registration is allowed in the middle of a session. Parents can enroll their children for the following session.
- Registration forms and fees MUST be received by September 7 for enrollment in the first session. If registering by mail, please include payment with the registration form.

We hope you will take advantage of this opportunity for your children. Many of our other ISKCON temples have had great success with their Sunday School program, finding that the classes strengthen and reinforce Vedic upbringing. The students develop positive, spiritual friendships with other children and learn how to make Krishna Consciousness part of their everyday life. For more information about registration or classes, please contact Tapasvini devi dasi at 462-3404. We will be happy to answer any questions or concerns you may have.

ATTENDANCE SHEET FOR SESSION _____[illegible]

Using the Achievement Award Chart

The Achievement Award Chart (on the following page) is a visual way to record progress for each student in the classroom. It serves as an incentive for attendance and accomplishment. The included chart is designed for a five-session year. If you only have four sessions per year simply white out one of the “ribbons” before you make copies. You can also design your own award chart on a computer.

To use: Copy one chart per child onto colored card stock paper. Children can bring a photo of themselves from home to place on the chart. Their names should be written underneath.

Set the guidelines you will require for presenting awards. For example, you may require students to attend 6 out of the 8 lessons in that session and to pass the final quiz for the session in order to achieve an award. If a student has fulfilled these requirements at the end of a session, he can color in one of the ribbons on his chart. (A sticker or ribbon can be placed on the ribbon picture if you prefer.)


The charts can be issued to qualifying students at the end of the first session. You can have them displayed in the beginning of the session if you think that will increase the students’ motivation. There are places for five awards. This is designed for a five-session school year. If a student fills his award chart, a special reward or trophy can be given. If a student does not fill his chart completely, it can be continued next year. All is not lost at the end of the year!

The charts should be displayed in the classroom or a hallway -- somewhere the children can see them but where they cannot be destroyed. They should not be taken home.

Extra-credit projects can be added that will be rewarded with extra stickers. Stickers can be placed anywhere on the charts. This will motivate the children to do independent devotional work. Make the projects challenging and fun and students will respond wonderfully.

See Page 5 of the administrative guide for tips on holding an awards ceremony.

ACHIEVEMENT AWARD



place
picture
here

